

Anatomy and Embryology (4 hours)

Gross Anatomy (theory)

Gross anatomy (practical)

Embryology

2 lectures

1 Hour tutoring Dissection rooms

One lecture online

The gross anatomy (theory) is divided into: two hours (lectures) per week as it was announced for you.

+ Online material

Arranged meetings and open discussion



Supporting online material

The gross anatomy (practical) is divided into: 1 hour (practical) per week as it was announced for you. In this practical ***a professional staff member*** will show the main parts indicated to you in your weekly check list.

You are not expected to be involved in any activity during this session

45 min self learning Dissection rooms

45-min lab: in this session you will be given an answer sheet and you then have to answer some questions set up for you. You will keep the answer sheet with you and by the end of each week I will post the answers for you

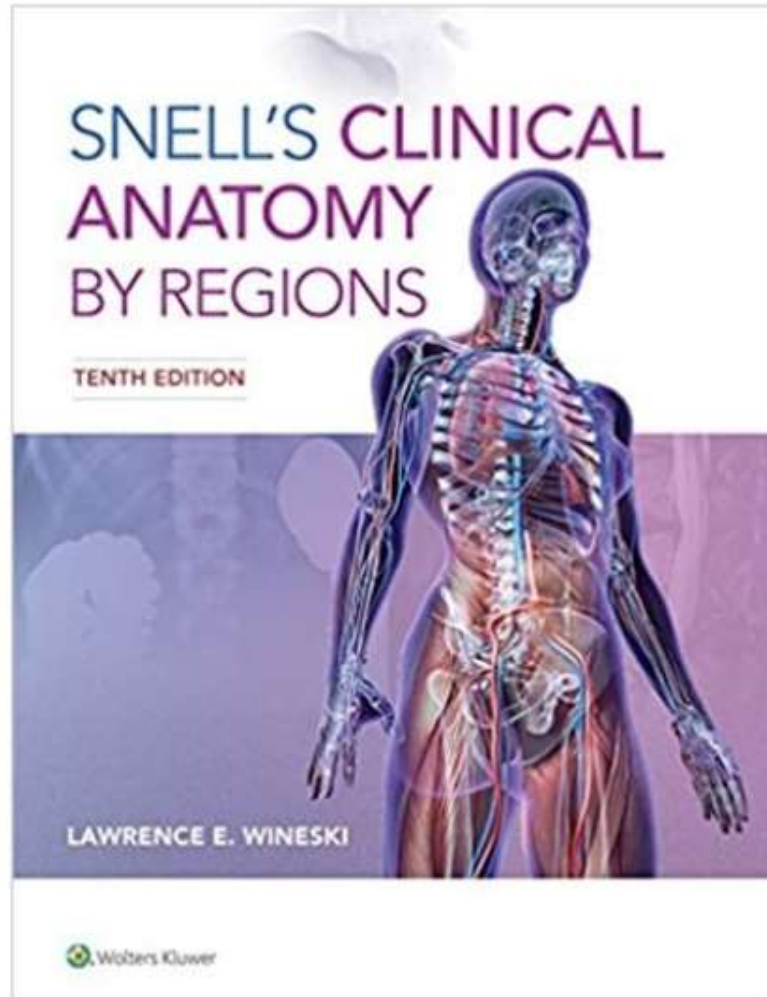
If your answers were not good then you Can go to the **open lab** and revise your mistakes. The open lab is opened from 8 AM-3 PM, Sun to Thu.

Open labs

**SLIDES AND VIDEOS WILL BE UPLOADED ON E-LEARNING
EACH WEDNESDAY**

Recommended Textbook

Download Snell's Clinical Anatomy by Regions Tenth Edition PDF Free



Snell's Clinical Anatomy

by
Regions
Tenth Edition

WWW.CMECDE.COM

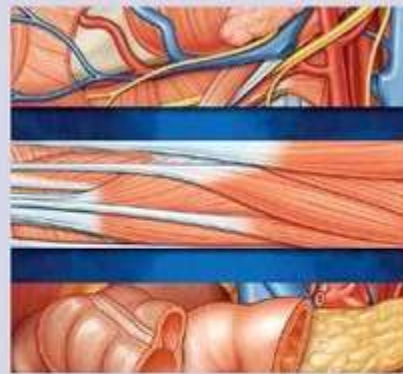
Recommended Textbook

GRAY'S

ANATOMY

FOR STUDENTS

THIRD EDITION

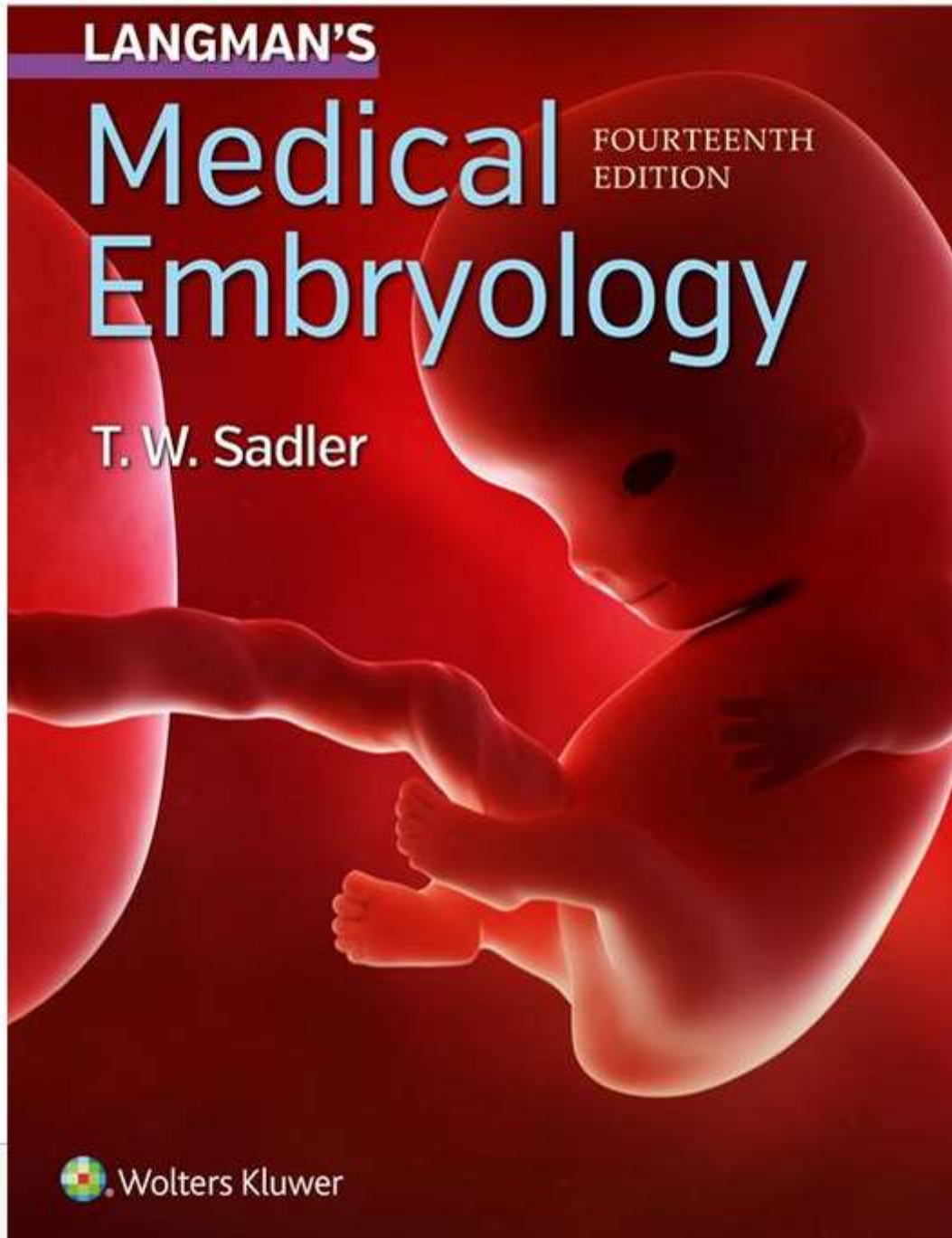


RICHARD L. DRAKE
A. WAYNE VOGL
ADAM W. M. MITCHELL

INTERNATIONAL EDITION

ELSEVIER
MOSBY

Recommended Textbook



By Dr. Amjad Shatarat

a.shatarat@ju.edu.jo

<https://www.facebook.com/DrAmjad-Shatarat>

OFFICE HOURS 3-4 PM, EVERYDAY EXCEPT THURSDAY